



THE COUNTY LINE ROADRUNNER

Published Monthly by the Mobile Amateur Radio Awards Club, Inc.



Volume XLIII

April 2013

Number 4

Riding the County Lion

Dave – KE3VV

There are times when the Big Green Dragon is a royal pain in the *** (asterisk), but when he teams up with the County Lion, the pain is much worse and relentless. Those of you who hear KE3VV on SSB know that I am a stickler for using the proper pronunciation of the names of the counties that are being run. What you don't know is that part of the reason for mentioning (Oh, all right, perhaps a little stronger at times) the proper pronunciation of the county or county line being run is the badgering I get from the County Lion. You would think he takes it very very personally – like mispronouncing his own name. And maybe that is it. I call him the County Lion, but he really answers to many names – 3077 names to be more precise (it varies a bit), and he really appreciates it when we use his name(s) correctly.

Many counties on the County Lion's list are easy to pronounce. Some are easy because they are names of Presidents, cities and towns, local landmarks, rivers, and other familiar words. No one who made it through a few grades of elementary school will mess up the name of counties like Washington, Adams, Jefferson, Jackson, Lincoln, Madison, Monroe, Grant, Roosevelt, and others like that (as long as they are in any condition to be operating a mobile on the roads). Similarly, common names for men are also rarely messed up – Bryan, Carter, Clark, Dale, Douglas, Henry, Lee, Lewis, Morgan, Payne, Smith, Sullivan, and Wilson.

Common nouns that appear as County name (whether they were also the names of actual persons or denote the location or some other characteristic of the area) are also pretty easy to enunciate without error – Butler, Canyon, Clay, Coffee, Cross, Kings, Lake, Limestone, Miller, Ocean, Park, Pike, Prairie, Rock Island, Stone, Summit, Towns, Union, Weld.

There are also some common words like colors that are often combined with the common nouns they

Contents			
Awards	25	New Members	6
Awards Manager's Report	27	Nominations	5
Birthdays	23	Notes	4
Calendar	28	Riding the County Lion	1
County Spotlight	7	Treasurer's Report (W0NAC)	26
Dateline CW	3		
History Happens	8		
Last County Awards	21		
National	9		

modify – Black Hawk, Blue Earth, Brown, Golden Valley, Greene and Greenwood, Orange, Peach, Red River, Silver Bow, White and White Pine, and Yellow Medicine. Other more exotic colors may not be so familiar, but are still rarely mispronounced – like Rosebud, Sunflower and Vermilion. The Green Dragon says that is because they were in his big box of crayons. I was not so fortunate – I had a small box of large crayons – nothing more exotic than brown. The County Lion also had lots of crayons, including such high-end colors as “flesh,” but admits that he ate that one (picture the grin).

So as long as I have this Leader of the Pack forum to pontificate my views and spews, I might as well take on a project that has been festering in the noisier parts of my head (What do you mean you can't hear the static?) for many years of county hunting. In any case, it beats the struggle to earn that elusive 8th Star (isn't everyone's goal to be single-handedly able to give out enough stars for the Star XX award every time?) or listen for those last half dozen Master Platinum contacts.

Where to begin? My first thought was to just go through all the states in order and provide a guide for the tough-to-pronounce counties from Alabama to Wyoming. But as someone who usually had to sit in the back of the classroom because of a surname far down in the alphabet, I am opposed to doing everything in alphabetical order. Also, I will probably be run out of office before that chore is finished, so the better approach might be more focused on the tough ones, at least those that are often butchered on the air. And starting closer to home is a good idea too.

I do have what used to be called a Pronouncing Gazetteer – a dictionary of place names with the standard dictionary guide for how each vowel and consonant should flow off the tongue. But that is really too technical, so I will use a modified approach – commonly pronounced single syllable words for each county name syllable and the accented syllable in CAPS. An example might be Worcester, Maryland – one of the tougher ones (and really the only real challenge in Maryland – unless you try to pronounce Baltimore like the natives – BALL-mer). Worcester is often heard on the air pronounced like the steak sauce... three syllables – Whirr-Chest-ter. Nope. It has just two syllables and is pronounced WUSS-ter.

Confused? So is the Big Green Dragon, but his brain is addled from standing too close to the flames. Another hint would be to compare the sound of a syllable to a common word that is easy to pronounce. Sticking with Worcester, Maryland, we might compare the first syllable to the pronunciation of the title of a common children's book title. WUSS-ter, Maryland - with the WUSS sounding like puss in Puss-in-Boots. Simple, right? No one who reads this will ever screw it up again. Indelible. ☺

Well – one down and 3076 to go... not really – probably only a hundred or so are really in contention for most mishandled verbally, but it is a start. I will be accepting nominees for future columns on-the-air (being careful not to interrupt the net operation where and when is actually operating) and via email. Email is probably safer because there is little danger of being wrong on the air and it is more anonymous (we all give our call signs every time we communicate, right?).

The County Lion and the Dragon are making their own lists – several of the tough ones have had the unfortunate result of irritating the Dragon so much the list goes up in flames and has to be re-started. I am recommending they go up to the attic and ferret out an old chalk board – those tend to be a bit more fire resistant. Until next month - 73 and 88 from The Prez, The Lion, and the Fire-Breathin' Dragon.

Dateline CW

Ed, KN4Y

As we advance in CW county hunting, we acquire a keener sense of the value of mobile time.

I entered the shack and turn the lights and radio on when I hear Gator's truck roar into the driveway as if chased by a county hunting Dragon. I turn on the coffee maker and get two K cups as Gator enters the shack. "Good morning Dude, coffee ready?" "In a minute, where were you last month I called several times?" I hand Gator a hot coffee. "Thanks Dude, I was in the Florida Everglades for the Python Challenge. I went with one-eye Jack. I know Jack is not playing with a full deck, but he knows Serpents." "Boy that must have been exciting. How many did you capture?" "Jack and I got six; two of the larger Burmese Pythons were fitted with transmitters and released to go a courting. I field dressed one and have it in a cooler ready to barbecue."

I sip my coffee, "This is interesting indeed. I wonder what frequency is being used, I might ask MARAC to create a heard a Burmese Python Award." Gator is laughing. "If two Python's are together it would be a Python line contact." It does not take much effort to amuse a CW county hunter. I point to the computer, "Let's finish up the Mississippi and North Carolina QSO Party logs." Gator is already running the logs, "Not bad Dude, in the Mississippi party you got two new counties on 80-meters, six No-Star, and the last 'W' prefix. In the North Carolina party you also got two new counties on 80-meters, 23 No-Star and the last for fifth time around. I am impressed."

I almost choke on my coffee, those are not words usually uttered by Gator. "Thank you. I put some hours in the effort. By the way who were the mobiles I worked?" "In the Mississippi party you worked the mobiles NO5W, W4OQG and that Texan Dude W3DYA. In the North Carolina party you worked the mobiles AD8J, K5CM, K5EK, KS4S and NY4N, any other parties?" "Yes, the Wisconsin QSO party is in the WriteLog logging program and the Idaho QSO party is in the GenLog logging program." I make a few 17-meter contacts while Gator is doing the computer thing.

Gator takes a sip of coffee, "You did not make many contacts in the Idaho party, but you did get three no-stars." "I came into the shack every so often and I worked every Idaho CW station I heard; how many mobiles did I work?" "You only worked WW7D mobile; I did notice you worked the one time Big Rig extraordinary KK7X." "He was my first Idaho party CW contact and gave me hope other Idaho stations operate CW." Gator is looking at the computer, "You did better in the Wisconsin QSO party but you only operated a few hours, what happened?" "I had a bowling tournament in Georgia." Gator gives me a disgusted look, "You got five no-star, one new county on 80-meters and one MP. Just imagine what you could have done if you understood priorities. You worked three mobiles, N0IJ, W9HB and the Jeff Dude W9MSE. You blew great conditions." "I know, now check out the Virginia and Oklahoma QSOL parties." I get some cookies from the cookie monster.

Gator sips his coffee and I hand him a cookie, "Thanks Dude, in the Oklahoma party you worked 37 No-Stars, Four 2x2 prefixes and best of all 3 Natural Bingo. In the Virginia party you worked 5 No-Stars, One each a 2x2 and 1x3 prefix, and a new county on 80-meters. You sure missed some naps." I grin like a county hunter that just spotted the hospitality room, "Who were the mobiles I worked?" Gator looks at the computer, "You worked AF5Q, K5CM, K5YAA, W3DYA, AD0DX, W5LE and W0HB in the Oklahoma party and AD8J and W4FCG in the Virginia party." I nod my head "The band conditions were

great on Saturday but a flare up by the sun god scrubbed Sunday. Just think..."

Gator's cell phone sounds off, "Got to run Dude, the condensate line is hammering. As he drives off I hear, "I did not say; a county hunter who drives like hell is bound to get there." I yell back, "A county hunter can be in Hell when running Livingston County, Michigan. He is out of yelling range. The printer stops, I remove the printout, it is a list of stations heard on the county hunters CW call frequencies. I read: AK8A, K0DEQ, K0FG, K2HVN, K3IMC, K6YK, K7INA, K7RE, K7TM, K9JWV, K9WV, KA4RRU, KB0BA, KC7YE, N4CD, N4JT, N9AC, NF0N, NM2L, VA3XOV, WE0GCQ, W3DYA, W4SIG, W5OP, W5QO, W7FEN, W9MSE, and W9OP.

I look at the April contest calendar and note there are nine State QSO parties. There are the Missouri (115 counties), Montana (56 counties), New Mexico (33 counties), Georgia (159 counties), Michigan (83 counties), Nebraska (93 counties), South Dakota (66 counties), North Dakota (53 counties) and the great Florida QSO party (67 counties). Note: KN4Y will be mobile in both the Georgia and Florida QSO party. Don't forget our neighbors to the north and the Ontario QSO party. Need CW practice, this month there are 17 CW only contests. Mike the Southern boy would never say."Too many deer heads detract from the décor." I wonder if Gator was serious about barbecuing Python.

Nap time for sure.



Notes

Robert, Awards Manager, KC6AWX, asked me to let everyone know he will be gone from April 19 through April 29.

Lightning Leo, our National Manager, WY7LL, reminds everyone that they need to have their National registration to him, postmarked by May 1, or sooner to be eligible for the early bird prize. Also you need to book your hotel room so they don't start taking them away from us. You can always cancel your room if need be.

Also, don't forget the Michigan Mini which starts on the 25th. See the Calendar for a link to their web site.

**Nominations
for CW and SSB
County Hunter of the Year
Last Request**

Nominations are now in order for the 2013 CW and SSB County Hunter of the Year Awards. Nominations must be received by your District Director not later than March 31ST and should contain a brief list of reasons for the nomination. Your District Director will select one nominee (one for CW and one for SSB) from those received and forward that selection, with the reasons for the selection, to the

Election Coordinator no later than April 15th. Prior winners (per mode) are not eligible to receive this award a second time. Please read the requirements for County Hunter of the Year and support those members who work to make MARAC the vibrant organization that it is.

I want to thank the following county hunters who have volunteered to fill the following positions: They are running unopposed so a congratulations is in order

**Pacific Director - KC6AWX
Northeast Director - AB2LS**

MARAC Voting Information

Remember, if you are a new member or are REJOINING following a lapse in membership, you are NOT eligible to submit nominations or vote in an election until the first day of the month following receipt of your initial payment of dues and valid membership application by the Secretary of MARAC. Those individuals maintaining uninterrupted membership status are not restricted from nominating or voting in the current month.

**MARAC 4th Quarter Award Voting
January - March**

Voting will be open from April 1st through April 30th for the best net control, mobile and team awards. The easiest way to place your vote is at the MARAC web site <http://www.marac.org/elections> and all you will need to enter on the sign in page is your call sign and your MARAC voting key. If you have lost or do not know your voting key then enter your callsign and click on the button below to request your voting key. The key will immediately be emailed to your email address on record. You may also send me your vote via regular mail. However I must receive the ballot by the closing date of the voting window to be counted. Please include your callsign, MARAC membership and key numbers along with your choices for each class.

A vote for 1st choice is awarded 2 points and 2nd choice is awarded 1 point. **Please do not vote for the same call for both choices.** Of course any choices can be left blank.

Best Net Control SSB: 1st Choice _____ 2nd Choice _____

Best Net Control CW: 1st Choice _____ 2nd Choice _____

Best Mobile SSB: 1st Choice _____ 2nd Choice _____

Best Mobile CW: 1st Choice _____ 2nd Choice _____

Best Mobile Team: 1st Choice _____ / _____
2nd Choice _____ / _____

Your call sign: _____ MARAC # or Election Key _____

Well the time has finally arrived and I am moving to the orchard in Idaho, it was planted by my grandparents back in the 40's and 50's. I will miss Alaska. I have been up here since 1984 and decided it was time to move back to the area where I was raised.

I just received my new callsign, it is KV7N. Hopefully I will be able to put out some Southern Idaho counties in my down time on the farm

Kent Reinke
MARAC Election Coordinator
1826 East 4500 North
Buhl, Idaho 83316



New Members

MARAC Number
R4530

Callsign
NM1K

Name
Russell Hack, Jr.



County Spotlight

Gary, K4EXT

This month's county spotlight is on Candler County, Georgia. The county is named after Allan D. Candler, who served two terms as Georgia Governor from 1898 to 1902. The county was formed in 1914 from parts of Bulloch, Emanuel, and Tattnall counties.

Candler County is located in east-central Georgia and is home to 16 ham radio operators and 1 Waffle House. The driving distance from the county seat of Metter to Savannah, Georgia is 65 miles.



On June 12, 2012 Scottie, N4AAT made a special trip to Candler County in order to provide the Whole-Ball-of-Wax (WBOW) county for USA-CA to Mary, AB7NK. The photo below shows Scottie's mobile on the Emanuel/Candler county line for the successful 20-meter SSB last county contact. Note that Scottie has provided a total of 38 WBOW counties to folks (although he has only received 27 LC2 plaques) since becoming a County Hunter a long long time ago.



History Happens

Gary, K4EXT

History Happens continues to look at MARAC beginnings. The information presented comes primarily from old meeting minutes and newsletters.

By the end of 1970, newsworthy accomplishments included the following:

- Membership consisted of 97 charter members, 41 regular members, and 5 associate members
- Bertha, WA4BMC had volunteered as MARAC information manager

By the end of 1970, MARAC awards included the following:

- Associate Award, issued for working other MARAC members (required 100 total points, whereby charter members were worth 3 points, regular members were worth 2 points, and associate members were worth 1 point)
- M-50-M Award, issued for working all 50 states from mobile, fixed, or combination of locations
- YL Mobile Award, issued for working 5 YL's or XYL's or combination thereof while they are operating mobile in a total of 50 counties
- DX Mobile Award, issued for working 25 DX stations while mobile

The picture below is of Willie Carr, N4XE ... USA-CA number #37 dated 08/22/1970 ... and MARAC charter member C-12 ... picture courtesy of Jerry, K1SO.




National

Please join us for the
2013 MARAC
National Convention



in the Beautiful **BLACK HILLS** OF SOUTH DAKOTA

Hill City, SD



Rapid City Area, SD



MARAC CONVENTION JULY 10-13, 2013

WILL BE HELD AT DEADWOOD GULCH [1-800-695-1876](tel:1-800-695-1876)

ROOM RATES (DOUBLE OCCUPANCY)
WEDNESDAY & THURSDAY \$109 + TAX
FRIDAY \$119 + TAX
SATURDAY \$129 + TAX

ROOM TYPES AVAILABLE: WALK OUT DIRECTLY TO PARKING LOT
INSIDE ACCESS ONLY
OVERLOOKING THE CREEK
HANDICAPPED
SMOKING
NON-SMOKING
KINGS
QUEENS
DOUBLE QUEENS

PET (PET ROOMS HAVE AN ADDITIONAL \$20 CLEANING FEE AND
\$500 REFUNDABLE DEPOSIT)
EACH ROOM TYPE IS LIMITED SO MAKE SURE TO MAKE YOUR
RESERVATIONS ASAP TO GET YOUR PREFERRED ROOM TYPE.

ROOMS INCLUDE \$5.00 PER PERSON PER DAY FREE GAMBLING AND A
CHOICE OF 3 COMPLIMENTARY BREAKFASTS: (2 EGGS, HASHBROWNS &
TOAST) OR (1 EGG & 2 PANCAKES) OR (BISCUITS & GRAVY)

*****FOR CAMPERS - WHISTLER'S GULCH IS ACROSS THE ROAD FROM
DEADWOOD GULCH AND WILL HAVE SPOTS RESERVED FOR MARAC,
THEY HAVE PULL THRU SPOTS, PRICE IS ? AT THIS TIME. TO MAKE A
RESERVATION FOR CAMPING CALL [1-605-578-2092](tel:1-605-578-2092).*****

WHEN MAKING RESERVATIONS FOR DEADWOOD GULCH OR WHISTLER'S
GULCH MAKE SURE TO MENTION YOU ARE WITH MARAC AND WANT THE
MARAC RATE.

LOOK FORWARD TO SEEING YOU IN DEADWOOD.
LEO & CHRIS

45TH ANNUAL MARAC NATIONAL CONVENTION

JULY 10TH THRU JULY 13TH 2013

(Deadline for Early Registration Prize Drawing is May 1, 2013)

Name: (First, Last and Call sign) _____

Address: _____

City, State, Zip : _____

ADDITIONAL NAME BADGES/TROLLEY PASS \$ / .00 EACH

NAME: _____ CALL: _____ USA-CA _____

NAME: _____ CALL: _____ USA-CA _____

NAME: _____ CALL: _____ USA-CA _____

REGISTRATION INCLUDES 1 BADGE & TROLLEY PASS, 1 PRIZE TICKET

1 CASH TICKET & E-MAILED PHOTOS AND AS MUCH FUN AS WY /LL

AND WY7ML CAN PROVIDE YOU... ALL FOR _____ \$37.00

FRIDAY NIGHT BBQ RIBS*HOT DOGS*BURGERS*SALADS & CHIPS X \$23.00 ea. \$ _____

SATURDAY NIGHT BANQUET 4 MEAT BUFFET X \$30.00 ea. \$ _____

PRIZE TICKETS \$1.00 EACH OR BOOK OF TWELVE \$10.00 \$ _____

CASH TICKETS \$1.00 EACH OR BOOK OF TWELVE \$10.00 \$ _____

THURSDAY MORNING TOUR : Historic Deadwood Including Boothill Cemetery with Wild

Bill Hickok and Calamity Jane *Homestake Gold Mine *Roundhouse Living Map_ X \$20.00 ea \$ _____

THURSDAY AFTERNOON TOUR: Keystone shopping & buy your own lunch *

1880 Train to Hill City * Prairie Berry Winery X \$35.00 \$ _____

(If you take both tours Thursday \$50.00 total save \$5.00) Both Tours X \$ 50.00 _____

FRIDAY TOUR OPTION ONE: Mt Rushmore- Crazy Horse buy your own lunch X \$25.00 \$ _____

Leave at 9:00 be at Rushmore about one hour...about 2 1/2 hours at Crazy Horse

for lunch back about 4:00

FRIDAY TOUR OPTION TWO: Mt Rushmore * Iron Mountain Road

Custer State Park * Buy your own lunch at State Game Lodge

Needles Highway * Crazy Horse ... Leaves @ 8:00 back @ 6:00 X \$67.00 ea. _____

Mail To: Leo Bingham WY7LL

28 Buck Drive

Pine Haven, Wyoming

82721

GRAND TOTAL: _____

make Check Payable To Leo Bingham



Digital Happenings #8

(March 2013)

By W0NAC ("Matt")

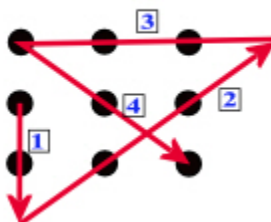
Well guys and gals, another busy month has just flown by! Sharon and I were not able to go mobile and put out new digital counties this month. However, we are planning to put out the rest of the 17 Colorado counties I need for the 5-Mode award and the 20 counties I still need for Xmitted Counties – MP (Most of these are the same counties). Sharon still has digital needs in Colorado also. We will probably make this trip in early April. I will publish our detailed trip plan after it is firmed up.

N6PDB and WA6OCV (Dennis and Susan) more than made up for our lack of activity in March by making an extended trip in their 27' Winnebago motor home. They covered 6700 total miles and put out 176 counties in CA, AZ, NM, TX, OK, LA, MS, and AR. They transmitted using digital modes from 174 of these counties! They made a total of over 5000 contacts of which ~ 427 were PSK, ~536 RTTY, and ~430 were MFSK. Dennis reports that they really had a ball doing this! To my knowledge, this is the longest sustained run of counties put out digitally made by anyone, let alone an OM/YL team. Congratulations to both of you!!

During the course of the trip, Dennis experienced some of the same difficulties that Sharon and I have encountered putting out counties digitally. He says that the main thing they learned is that digital mobile operations must be made more efficient! To accomplish this, people working digital mobiles must "terse up" their macros to be as short as legally possible. Also, 1 or 2 CR/LFs at the beginning of each macro will space your text down from other garbage that may be on the mobile's screen. Dennis also experienced the same pile-up problem that we have observed before. Since digital modes don't seem to exhibit any capture effect, two or more stations transmitting on the same frequency at the same time will decode only garbage on the screen. Also, the "meat servo" (brain) filters that many of us have developed over the years for SSB and CW pile-ups don't work for the digital modes. These subjects (and others) are on the agenda for the digital meeting scheduled on Saturday at the National in Deadwood.

In spite of all these difficulties and frustrations, Dennis reiterated that they had a really good time on the trip. After all, isn't this the most important thing? I (and probably others) have always said that "If it isn't fun, you should probably find something else to do!"

Last month I challenged you to solve a little puzzle. Three people (WQ7A – Terry, K1TKL – Paul, and W4SIG – Kerry) sent in a correct solution. One correct solution is shown below: You will note that you have to "think outside the box" to solve this problem.



Now, I would like to challenge you again as follows:

Can you connect all 9 dots in the figure below with just 3 straight lines without lifting your pen from the paper and never crossing over any of the lines? Shown below are a wrong solution (used 4 lines and crosses one line) and a blank matrix which you can copy. Remember, you need to do this with only 3 lines this time. Hint: Read the challenge statement very carefully! I will provide a correct solution in next month's article along with a list of who sent in a correct solution. Send your solutions to w0nac@comcast.net.



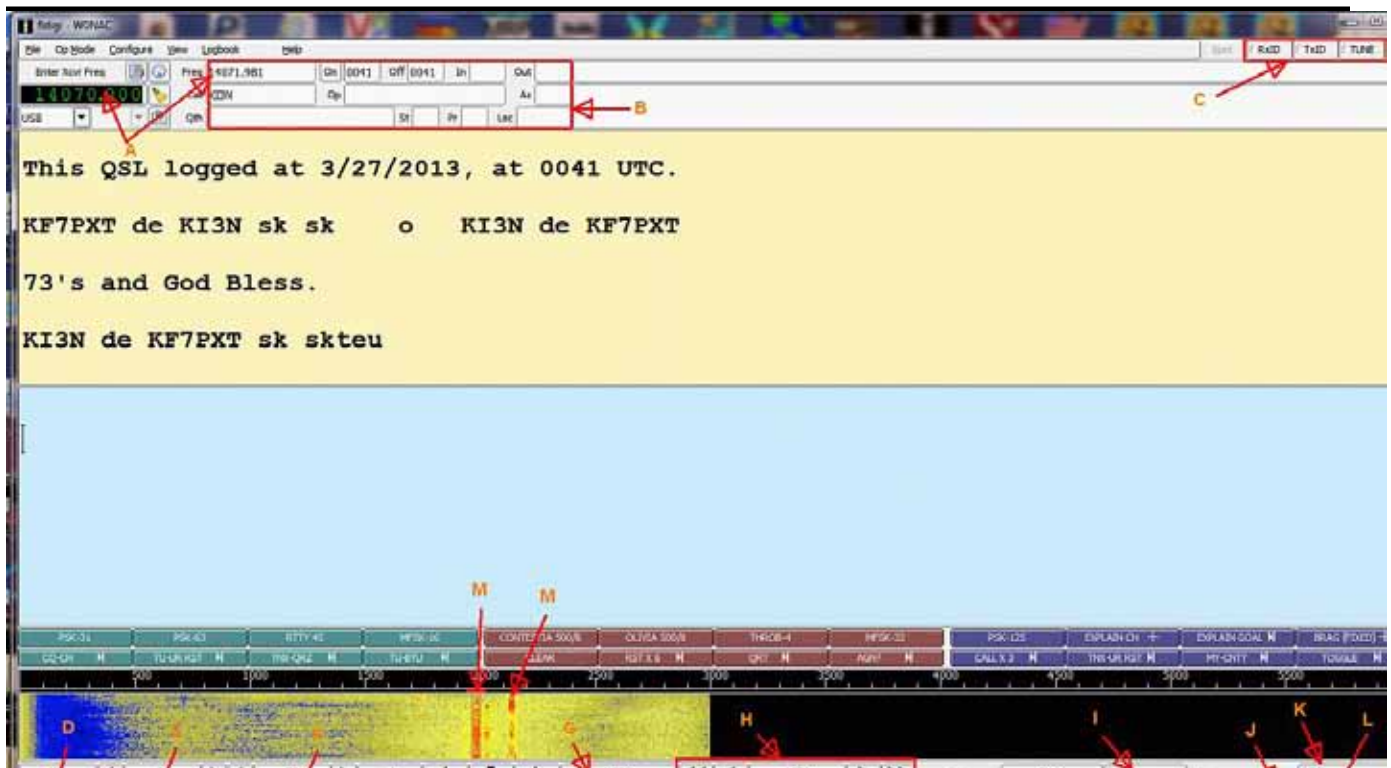
Now on to the main topic for this article:

FLDIGI OPERATING TIPS

First, let me say how pleased I am with this free software! Yes, like all software, it has a "bug" or two. For example, the latest version (3.21.68) occasionally quits with no warning. This can be especially irritating if you are in the middle of a mobile run, but no data seems to be lost and a quick re-start gets you right back in business. This issue has been posted on the Fldigi support forum, so I expect this problem to be fixed soon. Meanwhile, as I learn more about the program, I like it more and more.

I strongly encourage you dig into the Fldigi manual. It is loaded with excellent information. You can download it from the Fldigi site at <http://www.w1hkj.com/download.html> by clicking on the "fldigi manual (pdf)" link. The file "fldigi.pdf" is a little over 8 Mbytes in size so plan on several minutes to download it. It can be opened and read or printed using Adobe Reader that everyone has on their computer.

The Fldigi manual is 146 pages long. Any comments I make on Fldigi operation in this short article are not intended as a substitute for reading the manual, but there are several things I have learned about using the program for county hunting that you may find useful. I will be referring to various boxes and buttons on the following main Fldigi screen shot for further discussion. These are labeled **A** through **M** on the photo.



A. Finding a Spotted Mobile Station. This seems to be a very common problem, especially with people just getting started with digital operations. First, note the box labeled “Enter Xcvr Frequency”. This box must contain your transceiver dial frequency setting. If you have “CAT” active, this box will be automatically updated with whatever shows on your receiver dial. However, if you do not have “CAT” (the Signalink USB interface I have recommended in the past does not support “CAT”), you will need to update this box manually. You do this by Left or Right clicking on any of the numbers. A left click will increase the number and a right click will decrease the number.

Now, note the other box labeled “Freq”. Fldigi calculates you’re “True” transmit/receive frequency and displays it in this box. It does this by adding the offset of where you are tuned on your waterfall to the dial setting in the first box. You can also do this calculation in your head, but be careful of the units. Most transceiver dials display frequency in MHz, but Box #1 displays frequency in KHz and the waterfall is calibrated in Hz! On the screen above, the transceiver dial is set to 14070.000 KHz. The waterfall offset selected is 1,981 Hz (or 1.981 KHz). When added together, you get your true operating frequency of 14071.981 KHz. Simple, huh?

Once you understand this principle, finding a mobile station is easy. You simply work backwards from what I did above. Let’s say that N6PDB/WA6OCV are spotted in Podunk county on 14074.3 KHz (spots always state “true” frequency for mobiles operating in digital modes). The main question is: “Where should I set my transceiver dial?” The best answer is 14.0730 MHz. If you set your dial to 14.0730 MHz then Dennis and Susan should display at 1430 Hz offset on your waterfall. If you were to set your dial to 14.0743 MHz (their spotted frequency), you will never see/hear them because their waterfall offset will be 0! Your sound card will not pass signals much below 300 Hz or above about 2500 Hz. For this reason I like to keep signals I’m working displayed on the waterfall between 500 and 1500 Hz offset.

B. QSO Buffer/Logging Values: The red box indicated by "B" contains a variety of values that are used for logging QSOs and for <TAGS> which can be used to insert these values in a macro. I have already discussed the "Freq" box. The other boxes contain the following:

- "Call" -> The other stations call sign
- "Qth" -> The other stations QTH
- "On" -> Start Time of QSO
- "Off" -> End Time of QSO
- "Op" -> Their Name
- "In" -> RST Received
- "Out" -> RST Sent
- "St" -> Their State
- "Az" -> Azimuth
- "Pr" -> Canadian Province
- "Loc" -> Maidenhead Locator

The "Call" box can be filled three different ways:

- 1) You can double click anywhere on a call sign displayed on the receive screen (but it must be isolated).
- 2) Manually highlight a call sign on the screen by clicking and dragging the mouse, then right clicking on the highlighted call and selecting "Call" from the pop-down menu.
- 3) Simply click in the box itself and manually type in the call sign

Of the three, the first method is much faster, but decoding doesn't always give you an isolated call sign to click on! Personally, I seldom use any of the other boxes in county hunting. They are simply not needed.

C. RSid and Tune Group. People often ask me how they can tell what mode is being used when they tune to a digital signal. I do it in a number of ways. First, each mode has its own distinctive sound. With experience, you can do pretty well just listening. Also, there is a neat site you can go to which has short audio clips for each mode plus other characteristics. You will find it at http://hfradio.org.uk/html/digital_modes.html. Sometimes you can distinguish modes by the bandwidth they occupy and how they look on the waterfall. One of the newer means of identifying modes is the Reed Solomon Identifier (RSid). RSid is a small video identification of the mode being used that displays on the waterfall. The "RxID" button toggles the reception of RSid identifiers and the "TxID" button toggles your own transmission of RSid identifiers. Needless to say, the person on one end of the QSO must be transmitting RSid and the other person must have "RxID" turned on to receive them. If both persons have both "TxID" and "RxID" turned on, both will see each other's identifiers. There is more to it than I have room to explain here. Again, please consult the Fldigi manual for more information.

The "Tune" button is for just that. It will turn your transmitter on and modulate your signal with a single steady tone. This is the button you should use when adjusting your transmitter RF output level. Remember, set your transceiver RF output control to 100% and gradually increase the audio input going to the transceiver (if you have a Signalink USB interface you will turn up the "TX" control) until you just see a little of ALC action. Then back the audio off a bit until all ALC action disappears. On a typical 100W transceiver, this will give you an undistorted power output of around 40-50 Watts. Pushing your transceiver harder will not help the other guy copy you any better and it could damage

your final amplifiers. Most digital modes operate with nearly a 100% duty factor. This is like putting a brick on your key in CW!

D. Mode Box. This box always displays your current operating mode.

E. s/n Box. When tuned to a digital signal, this box will display the signal/noise ration of the received signal. When you are in the CW Mode, this box displays the transmit WPM which can be adjusted faster or slower with small arrows on either end of the box.

F. imd Box. When tuned to a digital signal, this box will display the "IMD" or intermodulation distortion present on the signal. What it actually tells you is how far your second harmonic products are below your main signal in dB (minus). There is a lot of folk lore about what IMD is good and what IMD is bad, but usually any reading of -20 dB or lower indicates an acceptable signal quality. However, to get an accurate reading, the signal you are checking should be modulated with a steady tone and be reasonably strong (low s/n).

G. Waterfall Speed. Clicking on this button toggles the Waterfall speed from NORM to FAST to PAUSE to SLOW and back to NORM.

H. Offset Fine Tuning Controls. The center of this box displays the exact offset of your tuning bracket in Hz. If you need to fine tune on a signal in order to make it decode properly, you can click on the left and right single arrows to decrease or increase your offset by 1 Hz/click. The left and right double arrows will decrease or increase your offset by 10Hz/click. These controls give you better and smoother control of tuning than you can achieve with the mouse.

I. "Lk" or Lock Button. This button toggles locking of your transmit frequency ON and OFF. With your transmit frequency locked, you can tune your receive frequency up or down as much as you wish. In other words, it is a form of what most transceivers call Receiver Incremental Tuning or RIT. If the operators on both ends of the QSO leave their transmit frequency unlocked, you can end up "chasing" each other up or down the waterfall as one (or both) of your transmitters drifts in frequency. In county hunting it has become the custom for the mobile to lock their transmitter and then tune their receive bracket up or down a bit to decode the signals of those calling. However, you need to know that every time you change to a new mode, the transmit lock is automatically released and has to be re-applied if you want your transmit frequency locked in the new mode.

J. "AFC" Button. This button toggles automatic frequency control ON and OFF. For most digital modes I believe you will find it advantageous to turn AFC ON. Especially for the modes where exact tuning is critical, AFC can help a lot!

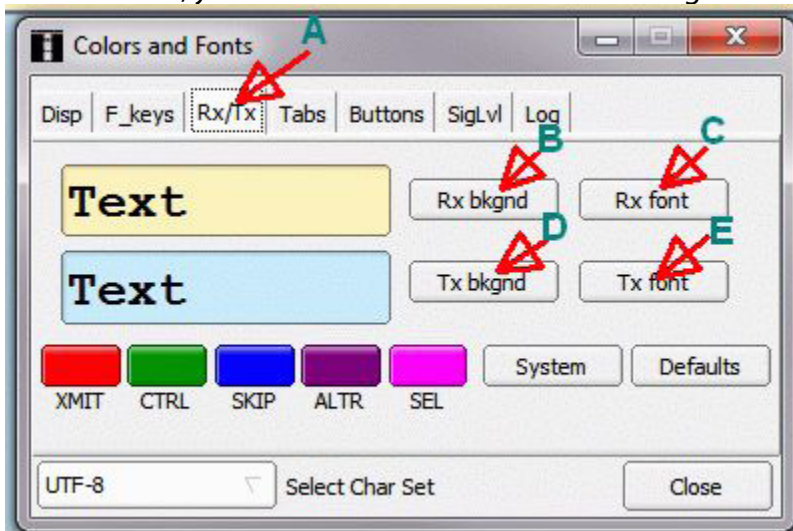
K. T/R Button. Clicking on this button is another way to toggle between Transmit and Receive. You need to know about a neat little trick. While you are decoding another signal (in receive mode), you can click anywhere in the Transmit screen to activate a cursor and then you can type in a reply while still receiving the other person's text. This preformed text is just stored in a buffer until you switch to transmit. Then, it immediately starts being transmitted. Another little trick... If you have some text typed into the transmit window and click on a macro that also contains text, the preformed text in your transmit window will be sent first and then the macro text will be sent. In other words, this trick

allows you to type anything you might wish to send out before the macro text is sent.

L. Squelch Button. This button toggles squelch ON and OFF. In the past, I have usually left it OFF. But, if one does this, you have to put up with a lot of garbage decoded to the screen from random noise. If you wish to try using it, first toggle squelch ON (little light in the button illuminates) and then adjust the slider bug in the rightmost vertical bar starting with it all the way to the bottom. The next bar to the left has a green signal strength indicator which sits pretty close to the bottom if there is no signal. As long as the squelch slider bug is higher than the level of incoming signals, garbage on your screen will be suppressed. If a signal comes along that is stronger than the squelch level you have set, it will start decoding. I can see where squelch may help in county hunting, but I haven't used it enough to form a firm opinion yet.

M. Another Neat Trick. Terry (WQ7A) pointed out a technique you may find to be very useful. Let's say that you are tuned to one signal (on the illustration screen it is the stronger signal pointed to with "M") and you see another signal pop up at a different offset on the waterfall (on the illustration screen it is pointed to by the other "M"). If you want to see what the other signal is saying, move your mouse to the 2nd signal and right click on it and hold the button down. As long as you hold the right click button down, Fldigi will decode the second signal. When you release the right button, Fldigi will immediately go back to the original signal and resume decoding it again. If you also hold the <Control> key down before right-clicking, Fldigi will first decode all of its buffered audio at that frequency.

N. Colors and Font Control. If you click on "Configure" and then select "Colors and Fonts", then click on the Rx/Tx Tab, you will see a screen like the following:



Using the controls on this screen you can tailor Fldigi's receive and transmit screens so that they are much easier to read. The default font size is just too small for my tired old eyes! If you have the same problem (and most of us do when we get older), these adjustments can make all the difference! The way this operated is pretty intuitive so I won't go into any more detail here (go to the manual if you need to). I will tell you that I use 28 point font size! It helps a lot.

To summarize, I find that the longer I use Fldigi and explore its features, the better I like it. Perhaps next month I can point out a few more neat things you can do with this program.

MARCH ACTIVITIES:

During March there was quite a flurry of support activity. Many county hunters have apparently decided to “take the plunge” into digital operation and needed some help setting up their rigs. Almost every one presented a different challenge because they were using different transceivers, interfaces, and computers. Even so, it was fun helping to get them operating on the digital modes. Seeing all these new additions to active digital county hunting was very gratifying! Just a few of the folks I helped were N6PDB, WQ7A, N9WNN, W3DLM, N1API, and NW6S. Also we need to welcome two new mobile teams operating digital. They are N6PDB/WA6OCV (Dennis & Susan) and NA8W/KA8JQP (Darl & Pamela). Including Sharon and I that makes 3 mobile teams active on digital now.

As always, I stand ready to help anyone who has problems or wishes to get started with digital operations. Just email me or call me on the phone. My email is w0nac@comcast.net and my home phone number is 303-799-3658. Call any time.

Table 3 (Below) has again been updated from last month. If I have left anyone off the list you have my sincere apology! Just drop me a quick email and include your stats, if you know them, and I will be pleased to add you to the list. Conversely, if you are on the list and feel that you don’t belong, please also drop me an email and I will remove you.

Logger will currently give you your status for the USA – Digital Award (go to “View/Edit/Book/USA-Digital/All”), but for the 5 - Mode Award, Logger only reports those counties which have been worked using all 5 different modes. You can see your 5 - Mode Award status by going to “View/Edit/Book/5 - Mode/All”. A fix is still in the works that will report on the status of 1, 2, 3, and 4 completed counties also, but it may be quite a while before this is released. While waiting, the 1, 2, 3, and 4 completed county columns for the 5 - Mode Award may have to remain blank for most people. If you can ZIP up and send me your call sign database file (Mine is named “County Hunter – W0NAC.mdb”) I will determine how many counties you have completed for 1, 2, 3, and 4 modes and place your numbers in Table 3. However, be sure you have recently recalculated both your 5 – Mode book and USA – Digital book before sending your file.

I am still in the early stages of establishing an interactive web site for digital matters. One of the functions I hope to have on the site is an interactive way for digital folk to input their status so I can update the table. I have a server and a domain name, but still need to develop the software for the site. It may be a couple of months before the site is up and fully functional.

Here is the updated Table 3:

Table 3 - Active Digital County Hunters Award Status

#	CALL	NAME	STATUS* (M,F,I)	USA - DIGITAL Counties (of 3077)	(1 MODE)	(2 MODES)	FIVE MODE COUNTIES (3 MODES)	(4 MODES)	(5 MODES)	LAST UPDATED
1	AA8R	Randy	F	1000+	-	-	-	-	-	9/30/2012
2	AC0B	Cliff	F	205	-	-	-	-	-	12/10/2012
3	AD1C	Jim	F	-	-	-	-	-	-	
4	K0DEO	Bill	F	-	-	-	-	-	-	
5	K0PVW	Rob	F	-	-	-	-	-	-	
6	K0WJ	Lou	F	-	-	-	-	-	-	
7	K4PBX	Jim	F	-	-	-	-	-	-	
8	K5GE	Gene	F	-	-	-	-	-	-	
9	K5SF	Dick	F	-	-	-	-	-	-	
10	K5WAF	Bill	F	-	-	-	-	-	-	
11	K7REL	Tom	F	-	-	-	-	-	-	
12	K8QWY	Ed	F	-	-	-	-	-	-	
13	K8ZZ	Ed	F	-	-	-	-	-	-	
14	KA8IQP	Pamela	M/F	-	-	-	-	-	-	
15	KC3X	Hollis	F	-	-	-	-	-	-	
16	KC6AWX	Bob	F	-	-	-	-	-	-	
17	KC7YE	Jack	F	-	-	-	-	-	-	
18	KD5YUK	Billv	F	-	-	-	-	-	-	
19	KD7KST	Bill	M/F	1792	-	-	-	-	-	9/30/2012
20	KG5RJ	Greg	F	486	3048	2058	571	126	24	3/3/2013
21	KM1C	Bill	F	-	-	-	-	-	-	
22	KM6HB	Mark	F	714	3077	2913	?	?	?	2/3/2013
23	N0KV	Barrv	M/F	-	-	-	-	-	-	
24	N0LXJ	Sharon	M/F	1333	3077	2230	1154	401	179	3/26/2013
25	N1API	Al	F	-	-	-	-	-	-	
26	N3HOO	Ed	F	-	-	-	-	-	-	
27	N4JT	Jim	F	572	3077	3058	575	99	55	10/30/2012
28	N5MLP	Ron	M/F	373	3077	391	35	26	9	3/27/2013
29	N6PDB	Dennis	M/F	375	3077	2633	413	138	115	3/28/2013
30	N8CIJ	Dick	F	481	3077	2971	393	117	109	1/21/2013
31	N8HAM	Jim	I	-	-	-	-	-	-	
32	N9WNN	Steve	F	0	2180	0	0	0	0	2/24/2013
33	NA8W	Darl	F	428	2972	?	?	?	45	12/3/2012
34	NF0N	Mike	F	785	3077	3077	915	108	50	12/31/2012
35	NN9K	Pete	F	816	3077	859	78	1	0	3/23/2012
36	NT2A	Gene	F	-	-	-	-	-	-	
37	NU4C	Paul	F	-	-	-	-	-	-	
38	NW6S	Jim	F	-	-	-	-	-	-	
39	NX4W	Lloyd	M/F	1070	3077	1098	157	4	0	12/19/2011
40	W0NAC	Matt	M/F	1766	3077	2800	1886	924	325	3/26/2013
41	W3DLM	Don	F	-	-	-	-	-	-	
42	W4IHI	Garv	F	-	-	-	-	-	-	
43	W4SIG	Kerrv	F	-	-	-	-	-	-	
44	W4YDY	Dave	F	752	3077	3077	921	213	46	3/6/2013
45	W5QP	Rick	M/F	-	-	-	-	-	-	
46	W6RK	Risto	F	-	-	-	-	-	-	
47	W6RLL	Joe	F	-	-	-	-	-	-	
48	W7IN	Larry	F	-	-	-	-	-	-	
49	W7QQ	Bill	M/F	-	-	-	-	-	-	
50	W9JR	Rich	F	90	3077	1674	44	0	0	10/31/2012
51	W9SUQ	Larry	F	-	-	-	-	-	-	
52	WA4UNS	Doug	F	-	-	-	-	-	-	
53	WA6OCV	Susan	M/F	328	3077	328	320	130	10	3/28/2013
54	WA7JHO	Sterling	F	-	-	-	-	-	-	
55	WB0M	Jeff	F	-	-	-	-	-	-	
56	WB2ABD	Paul	F	-	-	-	-	-	-	
57	WD4OIN	Jack	F	395	3077	3065	410	67	8	3/3/2013
58	WQ7A	Terry	F	50	3077	2971	54	0	0	2/20/2013
59	WY4D	Bennie	F	-	-	-	-	-	-	

Possible topics for the coming months include –

“How to log your digital contacts in Logger”

“Macros – revisited”

“New digital awards?”

“Other Interesting digital modes (JT-65, JT-9)”

“Award Difficulty Index”

So long again.....Please email me with your comments/suggestions at w0nac@comcast.net and don't forget to send me your counties worked status on the USA – Digital and 5 - Mode Awards so I can update the Digital County Hunter Status List again next month.

73's and we hope to see you at the National Convention in Deadwood.

Matt – WONAC



Last County Awards

THE FOLLOWING RECEIVED LAST COUNTY AWARDS FOR MARCH 2013
 FOR MORE INFORMATION GO TO: <http://www.marac.org>

Email - Last County
To Call
NF0N
NF0N
W0GXQ
N8KIE
N8KIE
W0GXQ
K0FG
WG9A
KM9X
W0GXQ
W0GXQ
KM9X
KM9X
W0GXQ
K0FG
K0FG
K0FG
AF8N
K0FG
KM9X
K0FG
KM9X
AB7NK
WA6OCV
WA6OCV
K5GE
N5MLP
N1MX
N1MX
AA4AK
K8CX
W5QP
W5QP
N9QPQ
N0KV
KW1DX

Email - Last County
To Call
K2HVN
K8ZZ
N9QPQ
N2JNE
N8HAM
W4SIG
W4SIG
N9QPQ
W7FEN
W5QP
K7TM
K2HVN
N8KIE
N0KV
N8OYY
W4SIG
N9CJH
N5MLP
N5MLP
N6PDB
ND9M
VA3XOV
N6PDB
AA9JJ
K5GE
N6PDB
N6PDB
K5GE
N6PDB
NE9U
N9QPQ
N6PDB
WA6OCV
W4FNW
NF0N
KC7YE

Email - Last County
To Call
K0DEQ
W9OP
N6PDB
WA6OCV
AK8A
AK8A
N6PDB
W1ACT
W5QP
N5UZW
KB6UF
N8KIE
WY7LL
N9QS
KA9JAC
N9JF
N5UZW
KL1V
K8ZZ
W0GXQ
W7GQK
KL1V
N4JT
VA3XOV
WA4PGM
K2HVN
KO1U
W0GXQ
N5UZW
G4KHG
N8HAM
AC0B
K8YJ
W5QP
K7TM
N4JT

THE FOLLOWING RECEIVED LAST COUNTY AWARDS FOR MARCH 2013
FOR MORE INFORMATION GO TO: <http://www.marac.org>

Email - Last County	
To	Call
K7TM	
W5QP	
K7TM	
K4YT	
W1ATV	
K3IMC	
K7TM	
NOKV	
K7TM	



Birthdays

Roadrunner - Birthdays	
Call	Birthday Date
K1QPV	Apr - 01
WI4K	Apr - 02
AA4QE	Apr - 02
AA9JJ	Apr - 02
KC8WRP	Apr - 02
KW4FM	Apr - 02
W6YR	Apr - 02
WB9TKR	Apr - 02
W1UYL	Apr - 02
N9WA	Apr - 03
K4YFH	Apr - 03
N3AHA	Apr - 03
AA1K	Apr - 03
WB5CWI	Apr - 03
N1LK	Apr - 03
K0DXX	Apr - 04
W6TK	Apr - 04
W9NGA	Apr - 04
W9ABM	Apr - 04
KA0BUM	Apr - 05
W6HOR	Apr - 05
N9IWL	Apr - 05
K1BM	Apr - 05
W9SUQ	Apr - 06
KB5VTB	Apr - 06
W3MAX	Apr - 06
KF5AT	Apr - 06
AL7R	Apr - 06
KS2S	Apr - 06
KD2SP	Apr - 06
W9CSX	Apr - 06
W7LQV	Apr - 07
AA8HH	Apr - 07
W0GOQ	Apr - 07
KA2CNG	Apr - 07
W7PSK	Apr - 07
N2MED	Apr - 07

Roadrunner - Birthdays	
Call	Birthday Date
W5LJW	Apr - 07
KC2P	Apr - 08
WM8N	Apr - 08
W9WOC	Apr - 09
N7OTR	Apr - 09
AB5LY	Apr - 09
KM5W	Apr - 09
AA4KD	Apr - 09
KD8SF	Apr - 10
W4RKV	Apr - 10
W8JM	Apr - 10
K4HVB	Apr - 10
N3EA	Apr - 11
W7KQZ	Apr - 11
N7YG	Apr - 11
KI7ZV	Apr - 12
W2RSA	Apr - 12
WB8RJW	Apr - 12
K9BLX	Apr - 12
KW8T	Apr - 12
K0PVV	Apr - 13
W6TKV	Apr - 13
K4HBH	Apr - 13
WD0EAM	Apr - 13
KB0FQC	Apr - 13
W7FEN	Apr - 13
W8GEJ	Apr - 14
KA2MKQ	Apr - 14
N2ODU	Apr - 14
W0GXQ	Apr - 14
KA0DDJ	Apr - 14
K4RAS	Apr - 14
WA0LMK	Apr - 14
NE8V	Apr - 15
K3GOO	Apr - 15
KJ4UDD	Apr - 15
W3TTY	Apr - 16

Roadrunner - Birthdays	
Call	Birthday Date
K5PRT	Apr - 16
W9OP	Apr - 16
W9PCI	Apr - 17
KK5QA	Apr - 17
W8WT	Apr - 17
WB9NUL	Apr - 18
N7DH	Apr - 18
WA0SMX	Apr - 18
WB0MNE	Apr - 19
N0DPX	Apr - 19
W2XQ	Apr - 19
AC7UH	Apr - 19
KD8GL	Apr - 19
KD1ZL	Apr - 20
N4USG	Apr - 20
W7LES	Apr - 20
K5JYD	Apr - 20
NS9Q	Apr - 20
W2ZI	Apr - 20
WA5GFO	Apr - 20
KD7OWN	Apr - 21
KT4U	Apr - 21
KJ5PQ	Apr - 21
N7ETN	Apr - 22
KF5JC	Apr - 22
K2SGA	Apr - 22
W8UO	Apr - 22
K0CN	Apr - 23
W0NAN	Apr - 23
KD4FJ	Apr - 23
W8DCD	Apr - 23
KA5VWD	Apr - 23
W0FS	Apr - 24
W8ILC	Apr - 24
K2HVN	Apr - 24
N7AXY	Apr - 24
KK5ZK	Apr - 24

Roadrunner - Birthdays	
Call	Birthday Date
W3IJT	Apr - 24
WA9LEY	Apr - 25
NN2Q	Apr - 25
WO1B	Apr - 26
WA5WWW	Apr - 26
N8TI	Apr - 26
K9CS	Apr - 26
WS3F	Apr - 27
N5KGY	Apr - 27
W8SU	Apr - 27
KQ1Z	Apr - 27
KE5TC	Apr - 27
W4GFQ	Apr - 27
KS4KM	Apr - 28
W6LMJ	Apr - 28
W9ZJX	Apr - 28
W5ST	Apr - 28
WOLFJ	Apr - 29
KA1HB	Apr - 29
W0MYZ	Apr - 29
N6NZ	Apr - 30
K0PG	Apr - 30
K8YJ	Apr - 30
KA0SHC	Apr - 30
W0ME	Apr - 30
W6TN	Apr - 30
AK8C	Apr - 30
AA2AV	Apr - 30
NU4C	Apr - 30
KG0SV	Apr - 30



Awards

Awards Issued For March			
Call	Date	Award	Number
N1API	3/15/2013	Cliff Corne Jr. (K9EAB) Memorial	# 540 USA-CA Holders
W5QP	3/7/2013	Cliff Corne Jr. (K9EAB) Memorial	# 231 USA-CA Holders
KM6HB	3/17/2013	Gemini - Jack Scroggins (W0SJE)	# 223 2nd Time Holders
W5QP	3/7/2013	Gemini - Jack Scroggins (W0SJE)	# 146 2nd Time Holders
N5MLP	3/17/2013	Master Platinum	# 21
KL7D	3/23/2013	BINGO	# 348
KM6HB	3/17/2013	USA - Single Band	# 20 - 20 Meters - 3077 Counties
N1API	3/9/2013	USA - Single Band	# 19 - 20 Meters - 3077 Counties

Roadrunner Issued For March				
Call	Date	Count	Award	Number
WA6OCV	3/29/2013	Last County Count 50	Last County Count 50	# 337
N9QPQ	3/29/2013	Last County Count 1150	Last County Count 1150	# 4
N8HAM	3/29/2013	Last County Count 100	Last County Count 100	# 235
K8ZZ	3/29/2013	Last County Count 450	Last County Count 450	# 38
KB6UF	3/29/2013	Last County Count 1125	Last County Count 1125	# 5
W0GXQ	3/29/2013	Last County Count 700	Last County Count 700	# 20
K0DEQ	3/29/2013	Last County Count 25	Last County Count 25	# 506
NF0N	3/29/2013	Last County Count 225	Last County Count 225	# 89



**Treasurer's Report (W0NAC)
February 2013***

Beginning Account Balances Feb 4, 2013		\$34,398.13
February Income:		
Money Market Interest	\$2.00	
Awards Manager Income	\$126.45	
Membership Income	\$560.00	
Logger distribution	\$20.00	
Total Income:		<u>\$708.45</u>
February Expenses:		
Awards Manager Expenses	\$1,351.52	
Office Expenses	\$0.00	
Miscellaneous Expenses	\$300.00	
Total Expenses:		<u>\$1,651.52</u>
February Net Income Less Expenses		(\$943.07)
New Total Balance ALL Accounts:		\$33,455.06
Checking Account Balance	<u>\$7,441.48</u>	
Money Market Account Balance	<u>\$26,013.58</u>	
Total:		\$33,455.06

Note:

The following monies are not included in the above:

Awards Chairman's Funds \$1,500.00

* Includes February transactions recorded through 3/4/2013



**Awards Manager's Report
March 31, 2013**

Funds Balance February 28, 2013		\$1,500.00
Income	\$ 200.00	
	<u>\$ 200.00</u>	
Expenses:		
Office supplies	\$ 163.11	
Plaque Suppliers	\$ 29.00	
Postage	\$ 68.77	
	<u>\$ 260.88</u>	
Sent to Treasurer		\$ 200.00
Reimbursement received from Treasurer		\$ 260.88
Funds Balance March 31, 2013		\$1500.00



Calendar

~ April 2013 ~						
Sun	Mon	Tue	Wed	Thu	Fri	Sat
ONLY START DATE SHOWN	1	2	3	4	5	6 MO QP
7	8	9	10	11	12	13 MT QP NM QP GA QP
14	15 RUN4 BACON	16	17	18	19	20 MI QP NE QP ND QP SD QP
21 ARRL ROOKIE	22	23	24	25 MI MINI	26	27 10-10 DIGI FL QP
28	29	30	Notes: CLICK ON EVENT TO GO TO WEB SITE			

M



Awards Committee

These MARAC members are serving on the Awards Committee:

Awards Manager - Bob Devine (KC6AWX)

Phil Yasson (AB7RW)

Bob Gedemer (KA9JAC)

Dave Splitt (KE3VV)

Kent Reinke (KL1V)

Ed Palagyi (KN4Y)

Leo Bingham (WY7LL)

“Matt” Matthew (W0NAC)

David Pyle (KW1DX)

The County Line Roadrunner
MARAC Secretary
2690 Bohicket Rd
Johns Island, SC 29455

“A Road Runner Is A Very Fast Bird”

Monthly Deadline for Articles is the 25th!

Board of Directors

President: David Splitt, KE3VV, 6111 Utah Ave NW, Washington DC 20015, 301-300-2818, davidsplitt@erols.com

Vice-President: Leo Bingham, WY7LL, 28 Buck Dr, Pine Haven, WY 82721, 307-686-8230, wy7ll.lightningleo@gmail.com

Secretary: Jim Grandinetti, KZ2P, 2690 Bohicket Rd, Johns Island, SC 29455, 843-323-8385, k2jg@comcast.net

Treasurer: Matt Matthew, W0NAC, 17525 Wilde Ave, Unit 108, Parker CO 80134, 303-941-0867, w0nac@comcast.net

Great Lakes Director: Dan Mulford, KM9X, 5225 N Co Rd 100E, Osgood IN 47037, 812-498-6702, km9x@frontier.com

North Central Director: Tony Mazzocco, WA9DLB, 275 E County Line RD, Barrington, IL 60010, 224-678-5265, wa9dlb@hotmail.com

Northeast Director: Carol-Ann Reitman, AB2LS, 100 Woodbury Rd, Highland Mills, NY 10930, 845-928-6238, ab2ls@optonline.net

South Central Director: Barry Mitchell, N0KV, 12200 Boothill Dr, Parker, CO 80138, 303-842-5635, n0kv@arrl.net

Pacific Director: Robert T. Devine, KC6AWX, 407 Alameda Del Prado, Novato, CA 94949-6302, 415-883-8980, kc6awx@marac.org

Southeast Director: Kerry Long, W4SIG, 1385 Auburn Woods Dr, Collierville TN 38017, 901-331-1881, kerrylong@comcast.net

Immediate Past President: Joyce Boothe, WB9NUL, 21175 FM2556, Santa Rosa, TX 78593 1-956-202-3373, joycenul@aol.com

Appointees

Historian: Gary Beam, K4EXT, 195 Nanny Goat Hill Rd, Elizabethton, TN 37643, ch2@k4ext.com

Newsletter Editor: Dave Hyatt, KU4YM, 159 Schooler Bend Ave, Summerville, SC 29483, 843-442-8666, dhhyatt@ieee.org

Sunshine Coordinator: Pat Reiner, KM6QF, 16931 Aldon Rd, Encino, CA, 91436, 213-999-0100, lovedoxies@aol.com

Webmaster: Mike Fatchett, W0MU, PO Box 3500, Parker, CO 80134, 303-790-4611, w0mu@w0mu.com

Custodian, Club Call, K9DCJ: Joyce Boothe, WB9NUL, 21175 FM2556, Santa Rosa, TX 78593 1-956-202-3373, joycenul@aol.com

Election Coordinator: Kent Reinke, KL1V, PO Box 215, Valdez, AK 99686, 901-835-4942, kr@gci.net

MARAC General Counsel: David Splitt, KE3VV, 6111 Utah Avenue NW Washington, D.C. 20015-2461, 1-202-362-3355, ke3vv@marac.org

Computer Data Manager: Gene A Olig Sr, KD9ZP, W 4325 4th St Rd, Fond du Lac, WI 54937, 920-923-0130, kd9zp@att.net

Dues with an Electronic copy of the Newsletter copy are \$14.00 per year, check or money order; \$14.75 via PayPal.